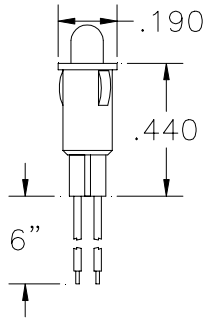


Panel Mount Products

MODEL 150

T-1 LED for 5/32" PANEL MOUNT HOLE

NON-RELAMPABLE INDICATOR



Snap mount, rugged nylon body - black, provided with 6" leads with 0.250" strip length. Available in Red, Green, Yellow, Amber, Ultra Bright Green, Ultra Bright Blue and Pure White. When ordering specify LED color, Insert 1 - Red, 2 - Green, 3 - Yellow, 4 - Amber, 5 - Ultra Green, 6 - Ultra Blue, 7 - Pure White where "X" appears.

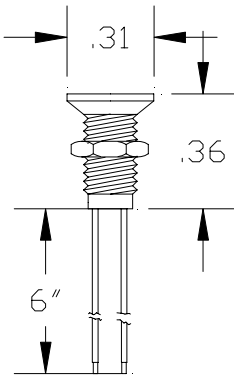
Voltage	Model No.	
2vdc*	150-2X	Red, Green, Yellow and Amber only
5vdc	150-5X	
12vdc	150-12X	
24vdc	150-24X	
28vdc	150-28X	

*external resistor required

MODEL 109

T - 1 PANEL MOUNT FRONT LED

NON-RELAMPABLE INDICATOR



This screw mount LED lamp mounts flush with panel face. Mounting hole diameter is 5mm (.197"). Counter bore is required. Nickel plated brass body with Lexan lens. 6" wire leads with .250 strip length. Available in the new Ultra Bright White as well as Red, Green, Yellow, Amber, Ultra Bright Blue and Ultra Bright Green. Insert 1 - Red, 2 - Green, 3 - Yellow, 4 - Amber, 5 - Ultra Green, 6 - Ultra Blue, 7 - Pure White where "X" appears below.

Voltage	Model No.	
2vdc*	109-2X	Red, Green, Yellow and Amber only
5vdc	109-5X	
12vdc	109-12X	
28vdc	109-28X	

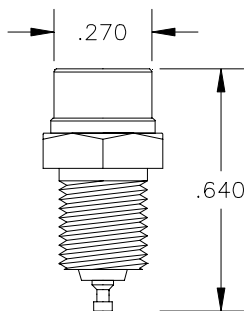
*external resistor required

MODEL 102

PANEL MOUNT FRONT RELAMPABLE

USES T-1 INCANDESCENT OR LED

There are two styles of the Model 102. One with a standard body, Model 102-S and one with an insulated body, Model 102-SI



MODEL 102S

This model utilizes the T-1 Midget flanged-based incandescent bulb or the long-life LED. Recommended for installation where indicator lights must be mounted close together. An internal silicone rubber pressure pad maintains electrical contact inside the lamp body. Because of its high spring rate the pad cannot take a permanent set. It also provides an effective front-to-back moisture seal. Other body styles available are the SK, SS and SR. (Contact the factory for further information)

MODEL 102SI

This two-terminal version of the basic 102 Model is offered in the SI, SKI, SSI and SRI body styles. (Call factory for more information) Electrical contact with the indicator light body is made by means of a solder lug. Various lens styles available for both the 102S and the 102SI. (Contact the factory for further information)



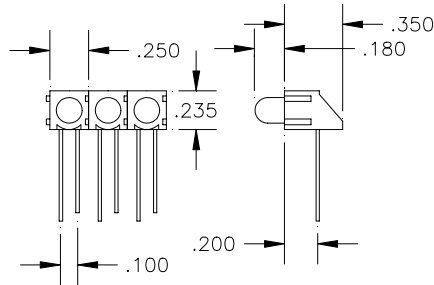
888.747.4533 Toll Free
 805.676.3200 Fax 805.676.3206
 www.SloanLED.com
 5725 Olivas Park Drive, Ventura, CA 93003

Panel and PCB Mount Products

MODEL 211

T - 1 3/4 HORIZONTAL PCB MOUNT LED

Printed circuit board horizontal mount LED. The 211 Model is available as individuals or in an array. Each array offers flexibility in unlimited number of LED color and tints with unlimited number of LED's. Leads are 90° to LED for horizontal viewing angle. LED centerline is 0.125" above board surface.



Color Codes

A - Amber
 G - Green
 R - Red

LED Tint

D - Diffused
 CT - Clear Tinted
 WC - Water clear

How to Order:

Example:

How to Order an Array:

Example: Amber and Red Water Clear

Model No.-LED Color-LED Tint

211-A-D

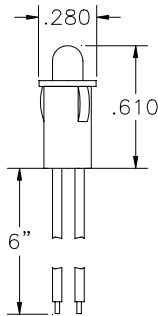
Model No.-LED Color-LED Tint

211-AWC-RWC-AWC

MODEL 240

T - 1 3/4 LED PANEL MOUNT NON-RELAMPABLE INDICATOR

The 240 Model incorporates a non-relampable LED in a choice of colors. For panel mounting through a 1/4" (0.250") diameter hole; snap mount, needs no mounting hardware. No lens for maximum viewing angle. Supplied with 6" wire leads and .250" strip length. Can be supplied with or without built in current limiting resistor. Insert 1 - Red, 2 - Green, 3 - Yellow, 4 - Amber, 5 - Ultra Green, 6 - Ultra Blue, 7 - Pure White where "X" appears below.



Voltage

2vdc*
 5vdc
 12vdc
 28vdc

Model No.

240-2X
 240-5X
 240-12X
 240-28X

Red, Green, Yellow, and Amber only

How To Order: Model No.-Voltage-Color

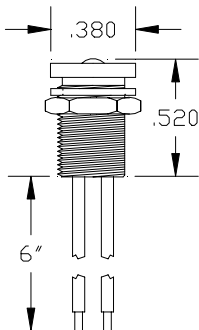
Example: 240-121

*External resistor required

MODEL 252

T - 1 3/4 PANEL MOUNT NON-RELAMPABLE LED

The 252 Model incorporates a LED in a variety of colors. Screw mount for panel mounting through a 5/16" (0.312") diameter hole. Black anodized aluminum for a neat panel appearance. Supplied with or without internal resistor, for operation from 5V, 12V, or 28V sources. Supplied with 6" wire leads and .250" strip length. Insert 1 - Red, 2 - Green, 3 - Yellow, 4 - Amber, 5 - Ultra Green, 6 - Ultra Blue, 7 - Pure White where "X" appears below. Contact the factory for other voltage options.



Voltage

2vdc*
 5vdc
 12vdc
 28vdc

Model No.

252-2X
 252-5X
 252-12X
 252-28X

Red, Green, Yellow and Amber only

How to Order: Model No.-Voltage-Color

Example: 252-121

*External resistor required

©SloanLED 2008

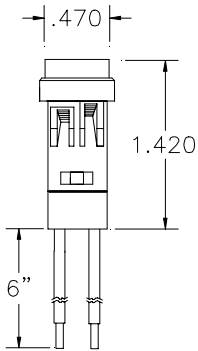


888.747.4533 Toll Free
 805.676.3200 Fax 805.676.3206
 www.SloanLED.com
 5725 Olivas Park Drive, Ventura, CA 93003

Panel Mount Products

MODEL 500

T 1 3/4 LED PANEL MOUNT NON-RELAMPABLE INDICATOR



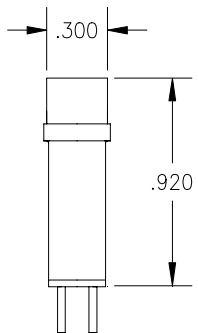
The 500 Model incorporates a T 1 3/4 size LED in a choice of colors. For panel mounting through a 1/2" (0.500") diameter hole; needs no mounting hardware. Transparent lens. Supplied standard with 6" wire leads, although any length can be ordered. Optional .187 QC terminals may be specified. Can be supplied with or without built in current limiting resistor. For operation from 5V, 12V, or 28V sources. Contact the factory for other voltage options.

LED Color	Lens Color	Terminals
A - Amber	ATP - Amber Transparent	QC - .187 QC terminal
G - Green	GTP - Green Transparent	6" - 6" wire leads
R - Red	RTP - Red Transparent	
	CTP - Clear	

How to Order: Model No.-LED color-Lens color-Voltage/Current -Terminals
 Example: 500-A-CTP-5/20-6"

MODEL 502

PANEL MOUNT CARTRIDGE LAMP LED/INCANDESCENT/NEON



Cartridges consist of an aluminum body incorporating either an LED, incandescent or neon light source. Termination is by stainless steel pins suitable for use with a solder lug socket connector, wire wrap™ post adapter or lead wire terminal connector. LED versions can be supplied with or without built-in resistors. Mounts in 0.290" diameter hole with black anodized aluminum body. Secured with a Tinnerman nut. Operation of LED and Incandescent from 2V to 28V. Neon operation from 110 to 220V.

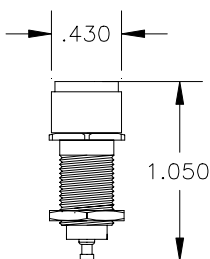
Color Codes	Lens Style	Lens Colors Transparent	Lens Colors Translucent
R - Red	Fresnel Lens	RTP - Red	RTL - Red
G - Green	F - Flat	BTP - Blue	BTL - Blue
A - Amber	D - Domed	GTP - Green	WTL - White
		ATP - Amber	GTL - Green
		CTP - Clear	ATL - Amber

How to Order: Incandescent and neon cartridges: 502-A1C-F-RTP-110
How to Order: LED: 502-R-F-RTP-5/15

MODEL 855

PANEL MOUNT FRONT RELAMPABLE USES T 1 3/4 INCANDESCENT OR LED

MODEL 855-S



Among the outstanding features of the screw mount 855 series are a small mounting size 3/8" and interchangeable lens assemblies. Contact pressure is maintained by a silicone rubber pressure pad. Uses T-1 3/4 midget flange based bulb, incandescent or LED.

MODEL 855-SI

The 855-SI model is the two-terminal version of the 855-S model. The body is insulated from the panel (or case) by insulating washers. Electrical contact with the body is made through a solder lug. Designed specifically to use T- 1 3/4 midget flanged based bulbs, incandescent or LED.

There are many styles of lenses and colors that can be used with both models. Contact the factory for more information.

©SloanLED 2008